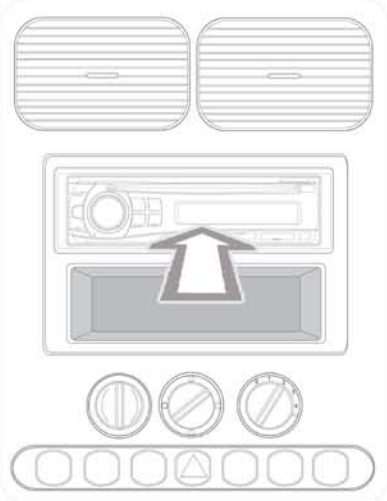
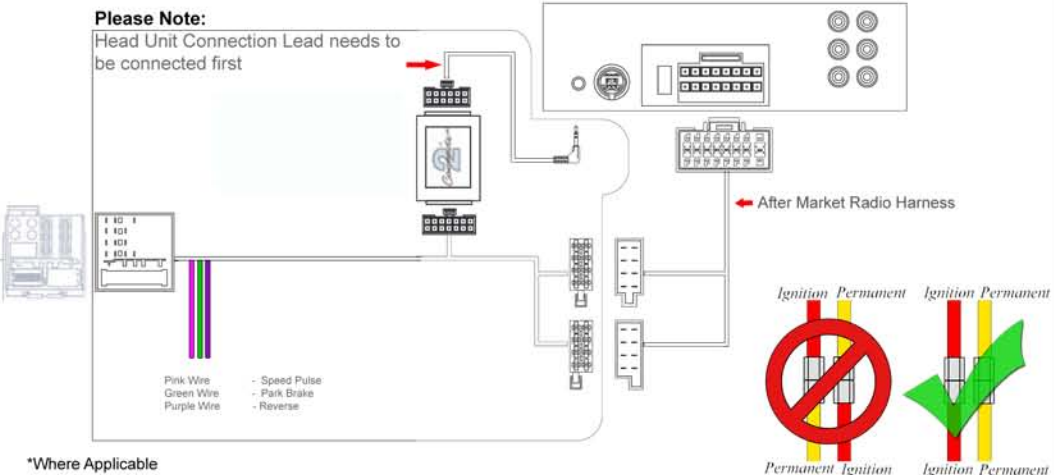
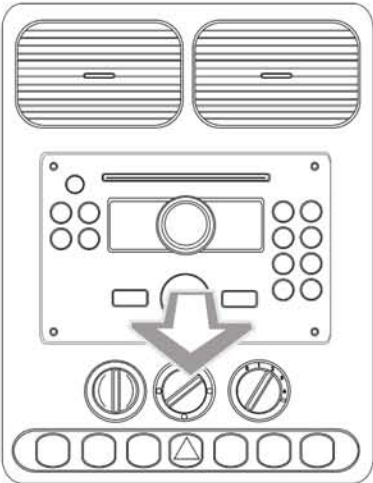


# Installation Guide

Part No: CTSCCT003.2 Citroen Can-Bus Steering Wheel Control Interface



## Vehicle Compatibility:

Citroen	
C2	2003 - 2009
C3	2006>
C4	2004 - 2010
C5 MkII	2008>
C8	2001>
DS3	2010>

## Board Computer / System Settings

**Citroen** Press 2 seconds

**Peugeot** Press in unison

Menu Scroll

Menu Select

\*Please see reverse if this does not work in your vehicle

Menu Select

Menu Scroll

RD4, RT4 With CAN-Bus Stalk Controls  
Order RCT001 to retain rear parking sensors

# Installation Guide

Part No: CTSCCT003.2 Citroen Can-Bus Steering Wheel Control Interface



If the vehicle you have will not let you change the selected item, do the following:  
Firstly enter MENU mode as described on previous page.

## Peugeot

1. Once in MENU mode HOLD SOURCE BUTTON for 3 seconds.
2. After 3 seconds the display will return to radio mode to acknowledge you have held the button.
3. Now the roll wheel can be used to increment / decrement the selected item.
4. Once power has been removed from the interface, it will default back to its original settings.

## Citroen

1. Once in MENU mode HOLD MUTE BUTTON for 3 seconds.
2. After 3 seconds the display will return to radio mode to acknowledge you have held the button.
3. Now the roll wheel can be used to increment / decrement the selected item.
4. Once power has been removed from the interface, it will default back to its original settings.