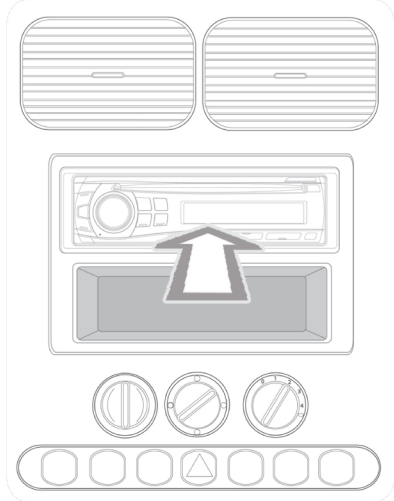
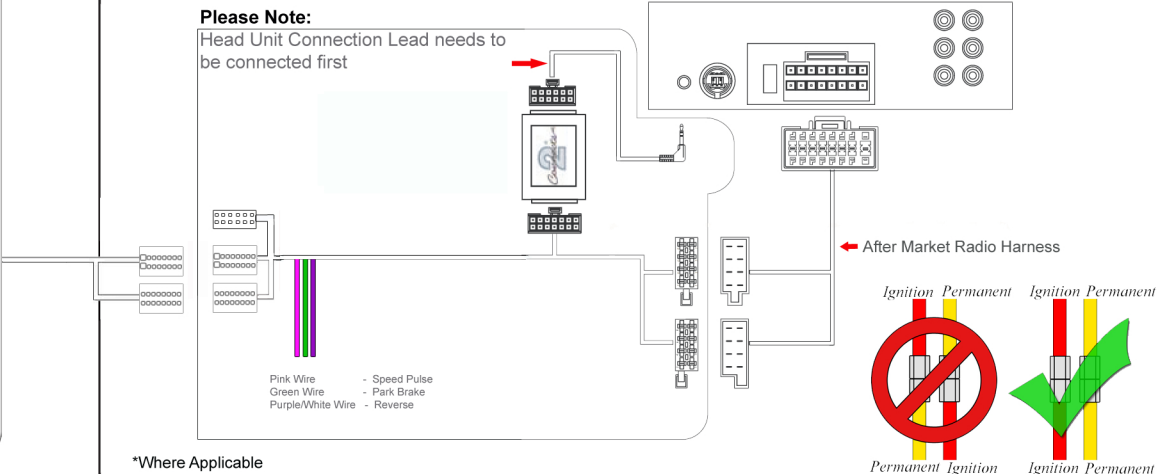
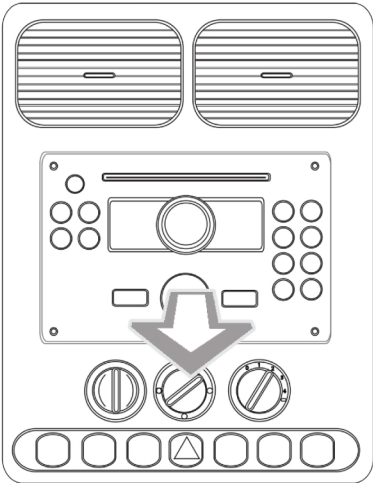


Installation Guide

Part No: CTSHO006.2 Honda Can-Bus Steering Wheel Control Interface



Vehicle Compatibility:



Honda CR-V 2012 >

Phone button support
Allows time/date to be changed
from the steering wheel controls

Steering Wheel Control Functions



* Note All Dates are guide lines only as specifications of vehicles change

User Guide

Steering wheel control Interface



Setting the Clock and Date

1. *Pres and hold 'MENU' to enter clock setting mode*
2. *Press CH + and CH - to toggle between hour, minute, date, month and year. The relevant character will flash when selected*
3. *To change the value, press Vol + and Vol -*
4. *Once the time and date has been set, press and hold 'MENU' to exit clock setting mode.*

